

# Rowing Officials Training

Introduction to the sport of rowing  
and duties of umpires

**GROA**

**October 2017**

**ROWING SOUTH AFRICA**



# Agenda

- Background to rowing
- Organisation
- Becoming an official
- Duties of officials

ROWING SOUTH AFRICA



# The Sport of Rowing

- One of the oldest sports with strong traditions
- After track and field, accounts for more medals at the Olympics than any other sport
- Para rowing provides for people with disabilities, added to Paralympics program in 2008



**World Championships - 08/26/2014**

**©www.row2k.com**

# Rowing principles

- Develops the individual
- Team and individual sport
- Develops understanding between people and nations regardless of sex, race, frontiers or politics
- Lifetime sport from youth to old age
- Competitive and recreational sport regardless of age, gender or ability
- Creates environmental awareness and responsibility





# Modern rowing



- First Doggett's Coat and Badge in 1715
- First Oxford/Cambridge Race in 1829
- First Henley Royal Regatta in 1839
- FISA (International Rowing Federation)
  - First International Sport Federation 1892
- Olympic Sport since 1896
  - 550 athletes at the Rio Olympics 2016
  - 14 events and 215 crews from 69 nations
- First rowing race in South Africa 1861



# FISA



- FISA is the community of national rowing federations
  - “Fédération Internationale des Sociétés d’Aviron” in French
- Headquarters are in Lausanne, Switzerland
- 152 member countries
- Organises rowing at Olympic Games, World Rowing Championships, Juniors, U23 and Masters Championships
- Three World Cups
- Coastal rowing and other International regattas
- Continental Championships

# FISA



# worldrowing



**ELITE**



**PARA-ROWING**



**UNDER 23**



**JUNIOR**



**UNIVERSITY**



**MASTERS**



**COASTAL**



**INDOOR**



# Structure of RowSA

## Constituent members

**SASRU**  
(SA Schools  
Rowing Union)

**SAJCRA**  
(SA Junior Club  
Rowing Association)

**USSA-R**  
(University Sport  
South Africa- Rowing)

**PROVINCIAL  
ASSOCIATIONS**  
Gauteng  
Western Cape  
Eastern Cape  
Kwa Zulu Natal

## RowSA Council

### President (Chairman)

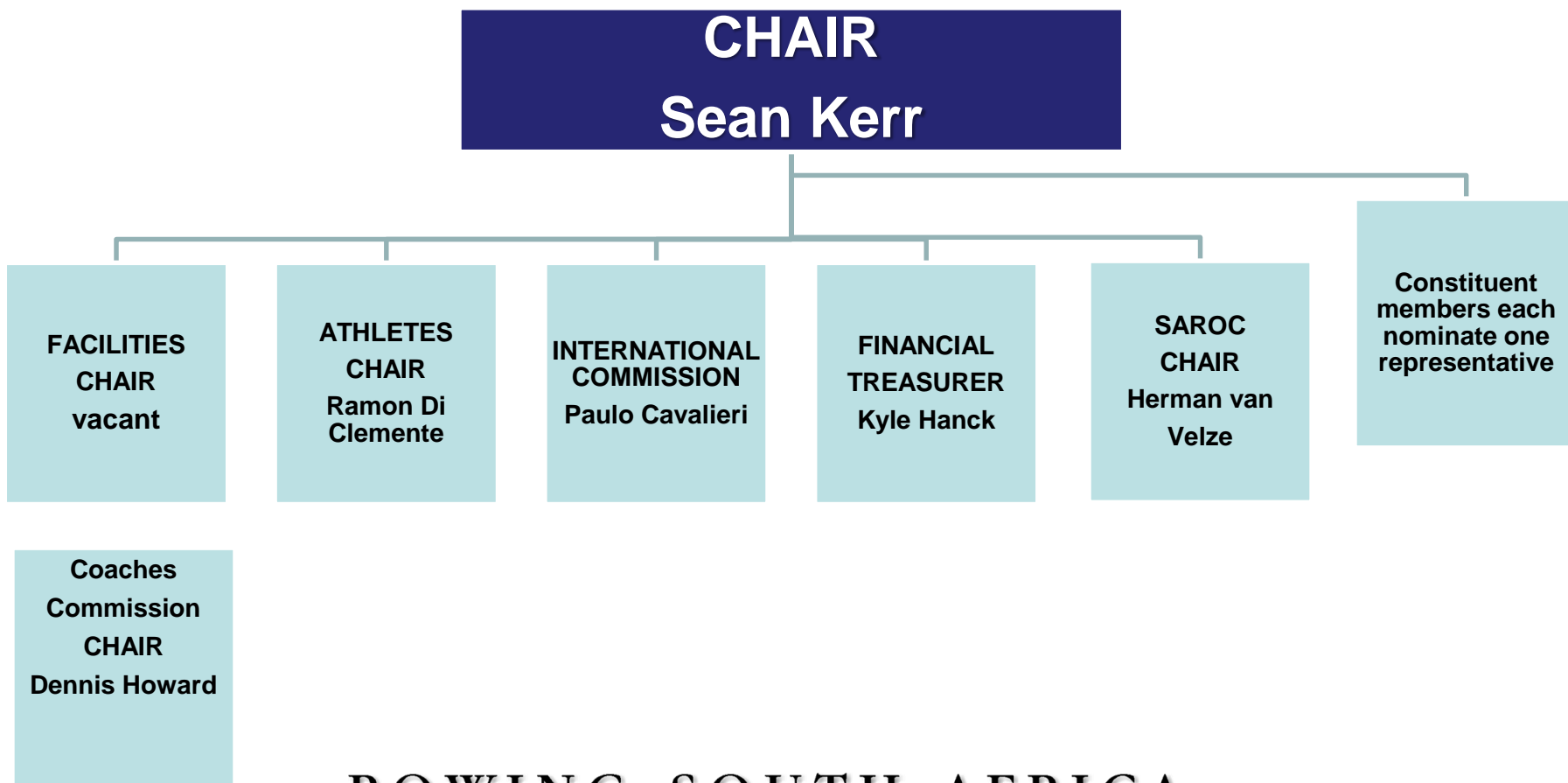
**PROVINCIAL ASSOCIATIONS**  
2 (+ 2 Alternates) / Affiliated Association

**SASRU : 3 (+3 Alternates)**

**USSAR : 2 (+2 Alternates)**

**SAJCRA: 1**

# RowSA EXCO COMPOSITION



ROWING SOUTH AFRICA







# SAROC

## South African Rowing Officials Commission

- Apply, review and update the **rules of racing**
- Maintain and review **safety standards**
- Develop and disseminate **official's training manual**
- National examinations and evaluate trainees
- Maintain register of national officials
- Organise and conduct seminars
- Establish standards for rowing courses
- Ensure that National/ National Championship Regattas are run by national officials
- Co-ordinate National Regatta Programme
- Interact with FISA, SASCOC and Drug Free Sport



# SAROC publications

- Rules of Racing
- Rowing Officials Handbook
- Safety guidelines for the rowing community:
  - SAMSA boat safety requirements
  - SAROC safety officer guidelines
  - Regatta disaster management plan
  - Rowing pilots course
  - RowSA safety guidelines
  - Towing guidelines

# Code of Conduct 1

As rowing officials we have a duty to provide all participating athletes a quality and fair sporting experience in a friendly, supportive, instructive and safe environment. To achieve this we need to:

- Know the latest version of the RowSA Rules of Racing
- Be punctual, reliable, impartial and unbiased
- Behave appropriately and show respect and tolerance to all
- Contribute in a constructive manner, respectful of other person's rights and dignity
- Not engage in aggressive behaviour (verbal or physical)
- Take good care of all property assigned to us
- Be sensitive to the needs of all athletes
- Take responsible action to ensure the safety of all

# Code of Conduct 2

As a rowing official, we also have the right to be treated with respect, express our personal opinions freely and participate in decision-making. We also need to accept our responsibility to:

- Be objective and supportive to colleagues
- Attend meetings, participate in decision-making and abide by decisions
- Earn the respect of rowers, colleagues and supporters through our actions and behaviour
- Instil discipline and implement the Rules of Racing with consistency and fairness
- Be sensitive to the rowers needs.
- Practice and instil sportsmanship by being firm, yet fair and respectful
- Exercise self-discipline and be accountable for our actions and decisions
- Strive for excellence and be professional

# Why become an official?

- Get to know the rules
- Participate in child's sport
- Get closer to the athletes
- Do something and not just sit on bank
- Ensure that the sport is well managed
- Get involved
- Have Fun!!!



# Progression of Officials

- Introduction
- Trainee official participating in regattas
- Theory training workshop
- Write exam - pass mark 75%
- Complete practical exam
- Intermediate official
- National official in specific role (if preferred)
- National Umpire
- FISA Umpire

# What are the principles?

# What are the principles?

- Safety



- Fairness



# Fairness definition



All rowers shall compete fairly, showing respect for their opponents and for the regatta officials. In particular,

- be at the start on time
- follow instructions of the officials at all times, both on and off the water.

Officials shall

- ensure Rules of Racing applied fairly
- atmosphere of respect to all competitors.

# Duties of Officials

- President of the Jury
- Control Commission
- Marshall
- Aligner or Judge at the Start
- Starter
- Umpire
- Pilot
- Judge at the Finish



# Control Commission Amsterdam

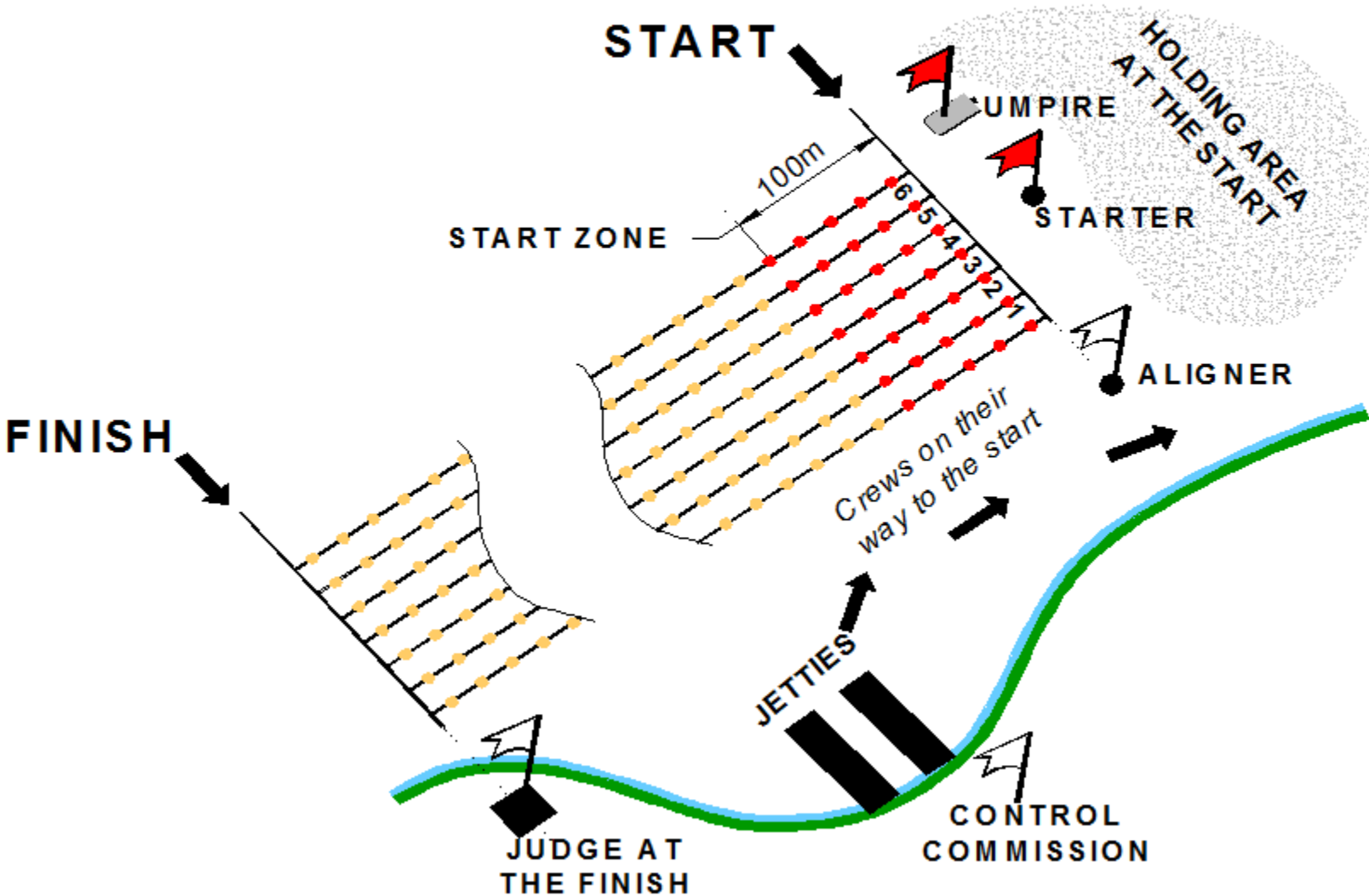




# Control Commission Roodeplaat




# Duties - Control Commission



# Control Commission 1

- Check eligibility of athletes
  - Confirm identity
  - Age category
  - Weigh coxswains and lightweight rowers
  - Dress code
- Administer crew changes and withdrawals
  - Confirm that changes are within rules
  - Disseminate changes to other officials



# Weighing in

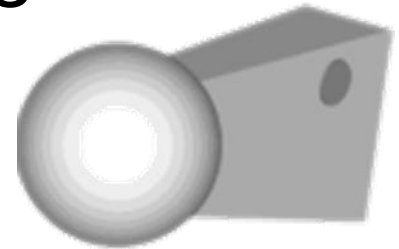


- Between 1-2 hours prior to first race every day of the Regatta
- Coxswains: J19 and all senior classes
  - Min Weight: Men – 55 kg; Women and Para – 50 kg
  - Max ballast for Juniors 15 kg; Seniors 10 kg
  - Only lead shot, weights or sand, NO water in bottles
- Lightweight men
  - Average 70 kg; max of single rower 72,5 kg
- Lightweight women
  - Average 57 kg; max of single rower 59 kg

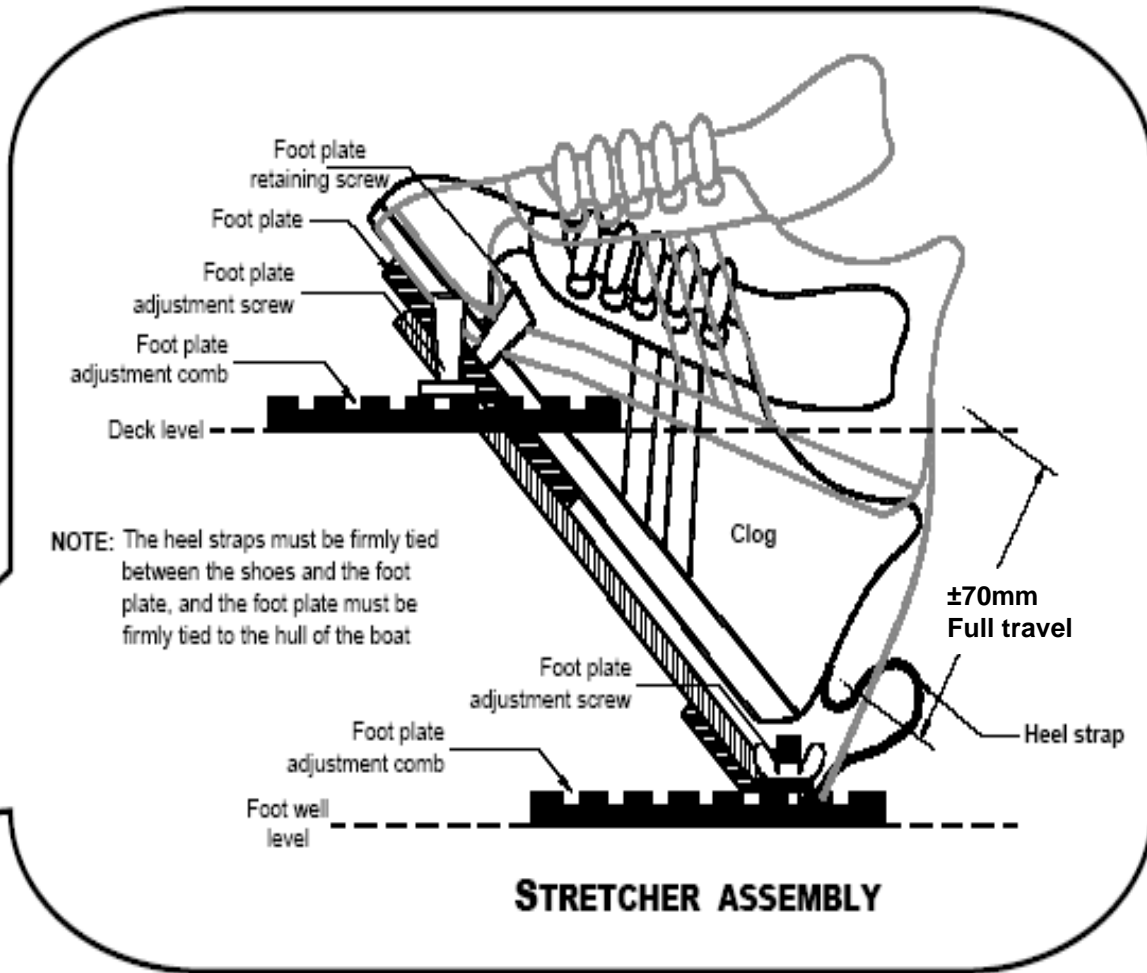
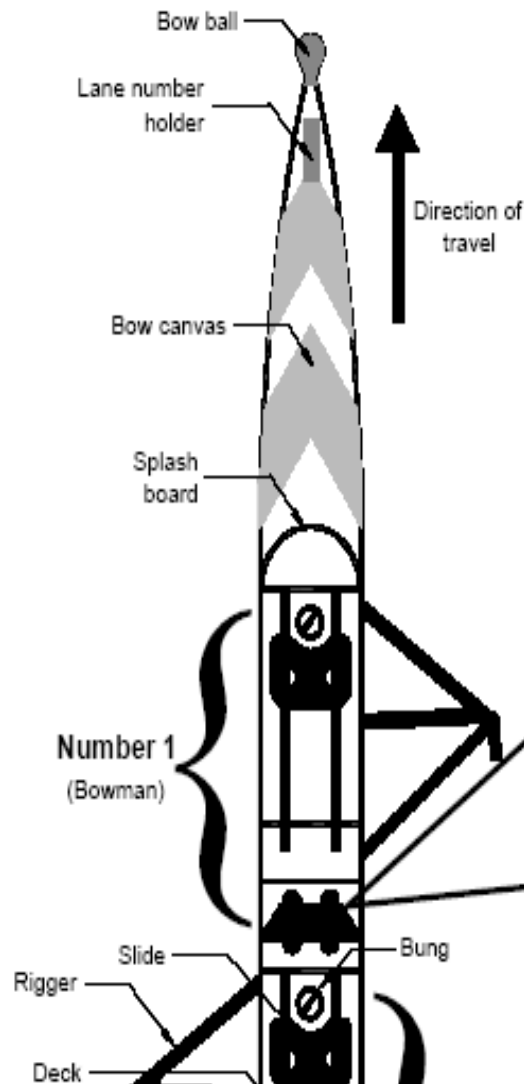


# Control commission 2

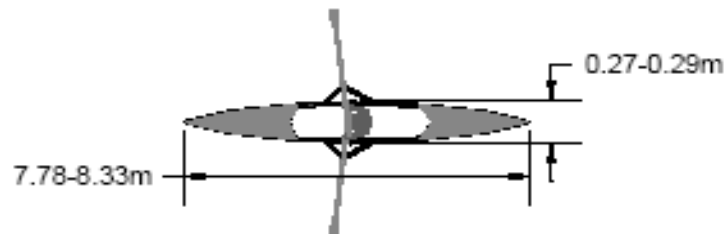
- Check safety and eligibility of boats
  - Bow ball
  - Heel straps
  - Bung covers and water worthiness
  - No transmitting or receiving equipment
  - Bow number
  - (Advertising restrictions)
- Check weight of selected boats after races



# Know your Boat

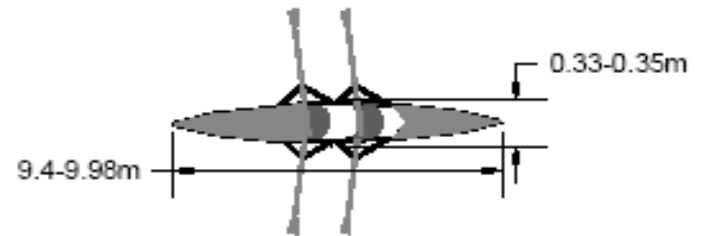


# Boat Classes



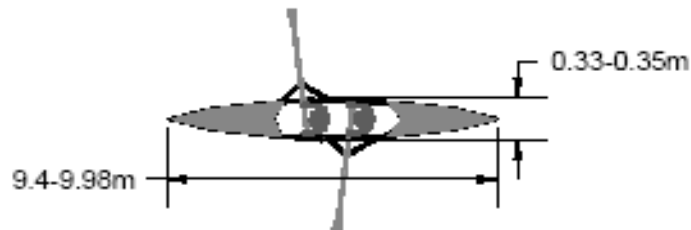
**SINGLE SCULL (1x)**

Mass → 14Kg



**DOUBLE SCULL (2x)**

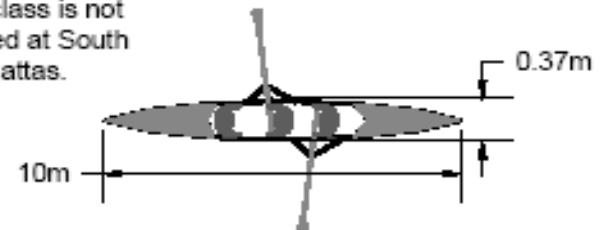
Mass → 27Kg



**COXLESS PAIR (2-)**

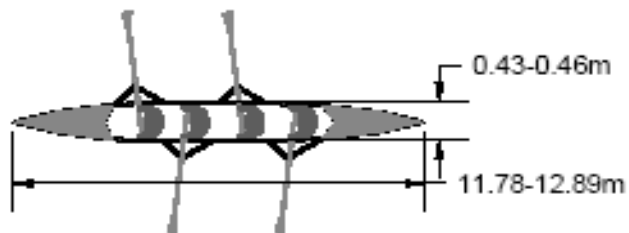
Mass → 27Kg

This boat class is not encountered at South African regattas.



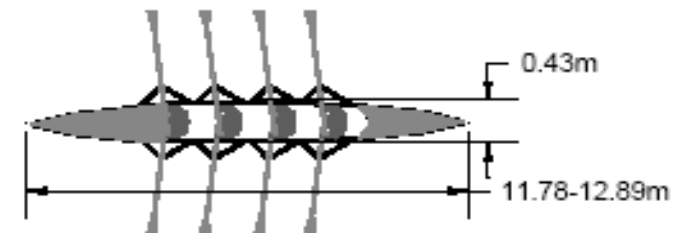
**COXED PAIR (2+)**

Mass → 32Kg



**COXLESS FOUR (4-)**

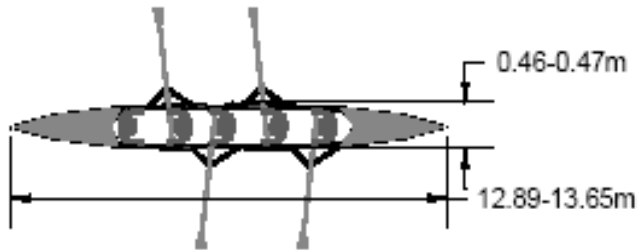
Mass → 50Kg



**COXLESS QUAD (4x)**

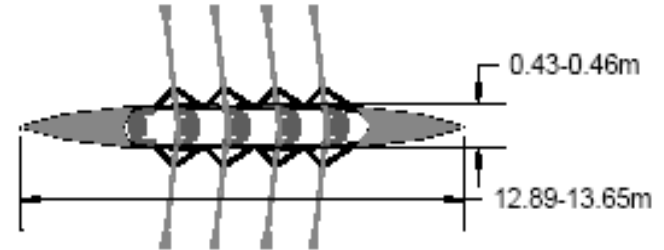
Mass → 52Kg

# Boat Classes (Continued)



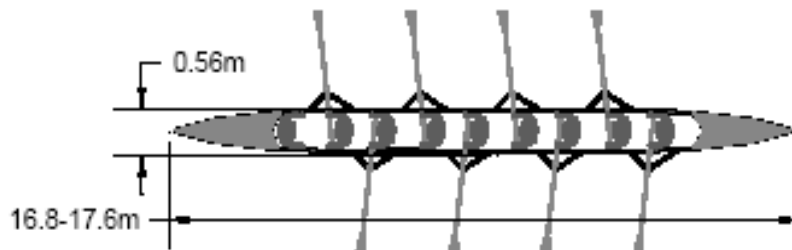
**COXED FOUR (4+)**

Mass → 51Kg



**COXED QUAD (4x+)**

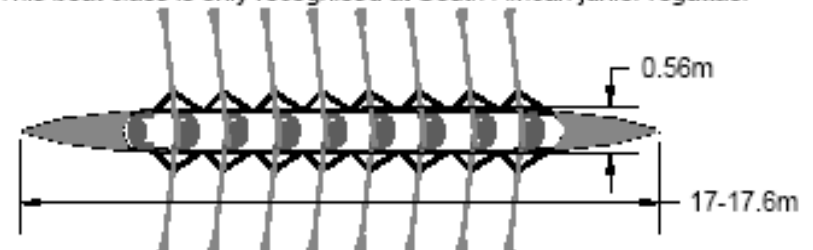
Mass → 53Kg



**COXED EIGHT (8+)**

Mass → 96Kg

This boat class is only recognised at South African junior regattas.



**COXED OCTUPLE (8x+)**

Mass - 98kg

# Control commission 3

- Control entry and exit of all boats to the water for competition and training
- Liaison with other officials as to whereabouts of crews

# Doping Control



- Doping tests are conducted by SAIDS
  - They select rowers who are to be tested
- Duties of official at control commission:
  - advise the rower of their selection
  - assist the rower to contact either the coach or person identified by the rower to accompany him/her to the doping control station
  - introduce the rower to the responsible person at the doping control station
- Therapeutic Use Exemption (TUEs) handled by SAIDS
  - <http://www.drugfreesport.org.za/>



# Notification of health conditions

- Club rep must inform Control Commission who will inform umpire of race
- Each competitor is responsible for own health and fitness

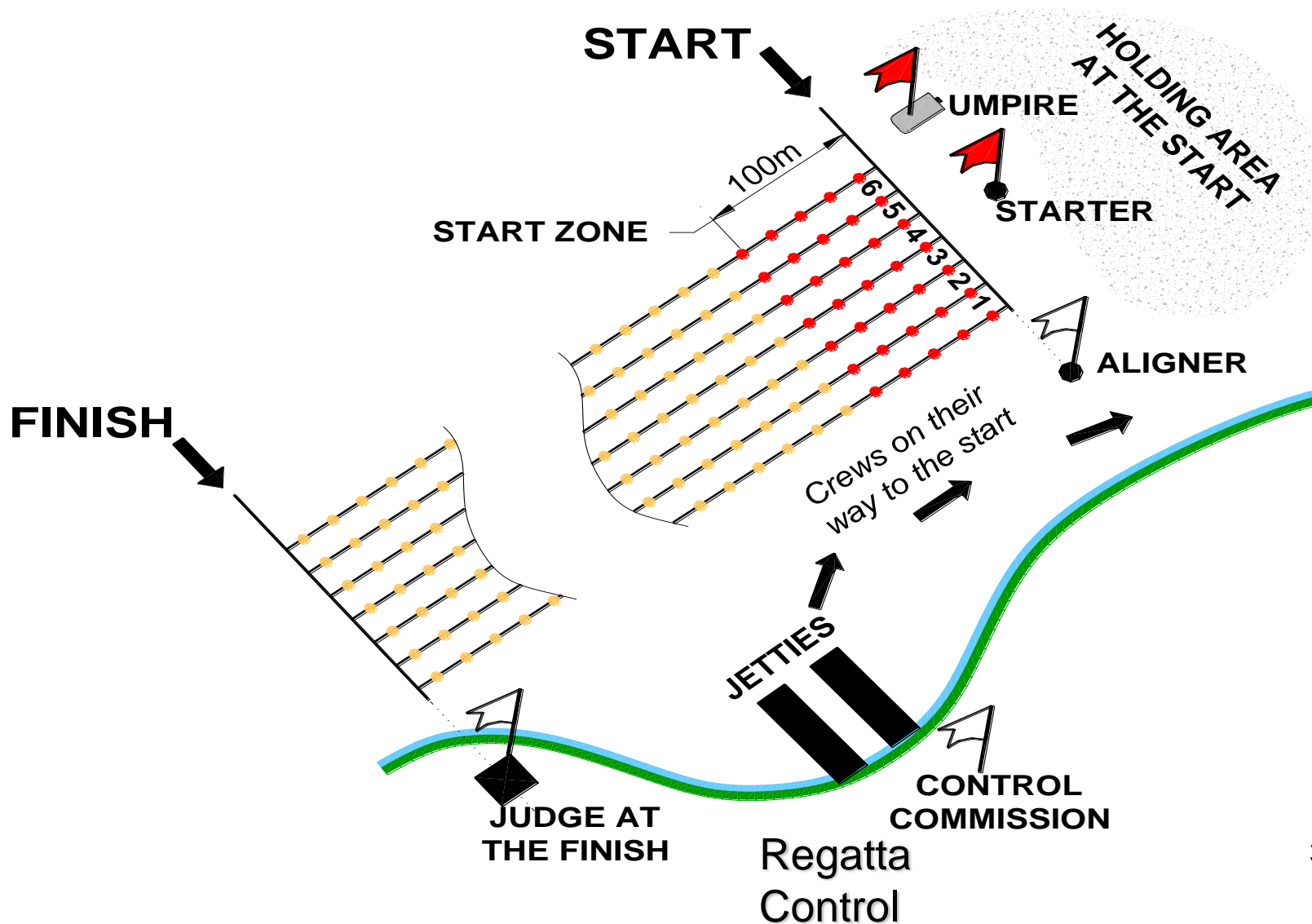


# Marshall - Roodeplaat





# Duties of officials - Marshall



# Marshall

- Get crews onto the line – rack and stack
- Check for missing crews
- Check for traffic violations




# Judge at the start / aligner Amsterdam





# Judge at the start Amsterdam



# Judge at the start Rio 2016





# Judge at the Start - Tunis



# Judge at the Start / Aligner Gaborone





# Judge at the Start / Aligner Boat race – ladies start





# Judge at the Start / Aligner Boat race – Men's start

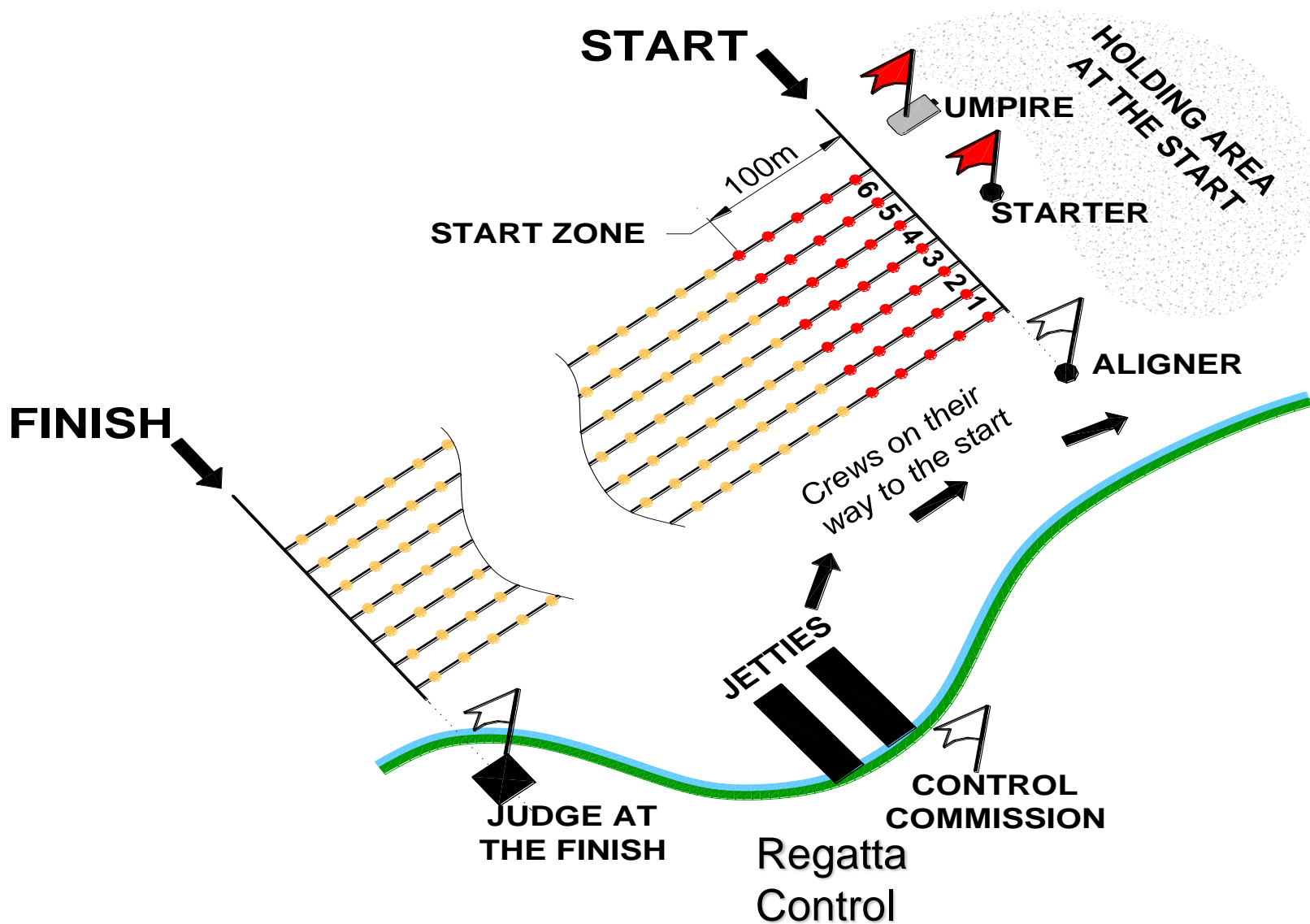




# Rio 2016

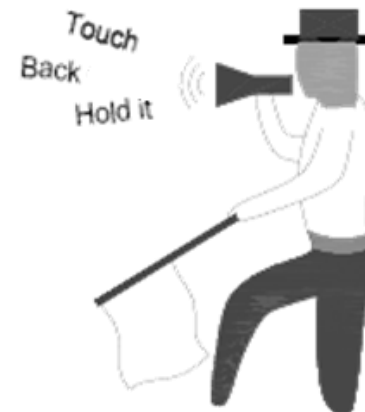


# Duties of officials - Aligner



# Aligner's duties

- Hold white flag ready
- Do the aligning – back, touch, hold
- Check that starter/umpire is ready
- Indicate that boats are aligned by raising white flag
- Call “Hold it all crews”
- Check for [false starts](#)
- Keep to the racing schedule



# Assistant Aligner's duties

- Update the program as necessary
- Press the electronic start button (if available)
- Start the stop watch for each race
- Pass time to time box should the start be missed
- Mark off crews as they arrive at the start
- Manage radio communications





# Starter - Amsterdam






# Starter – Aiguebelette, France



# Aiguebelette





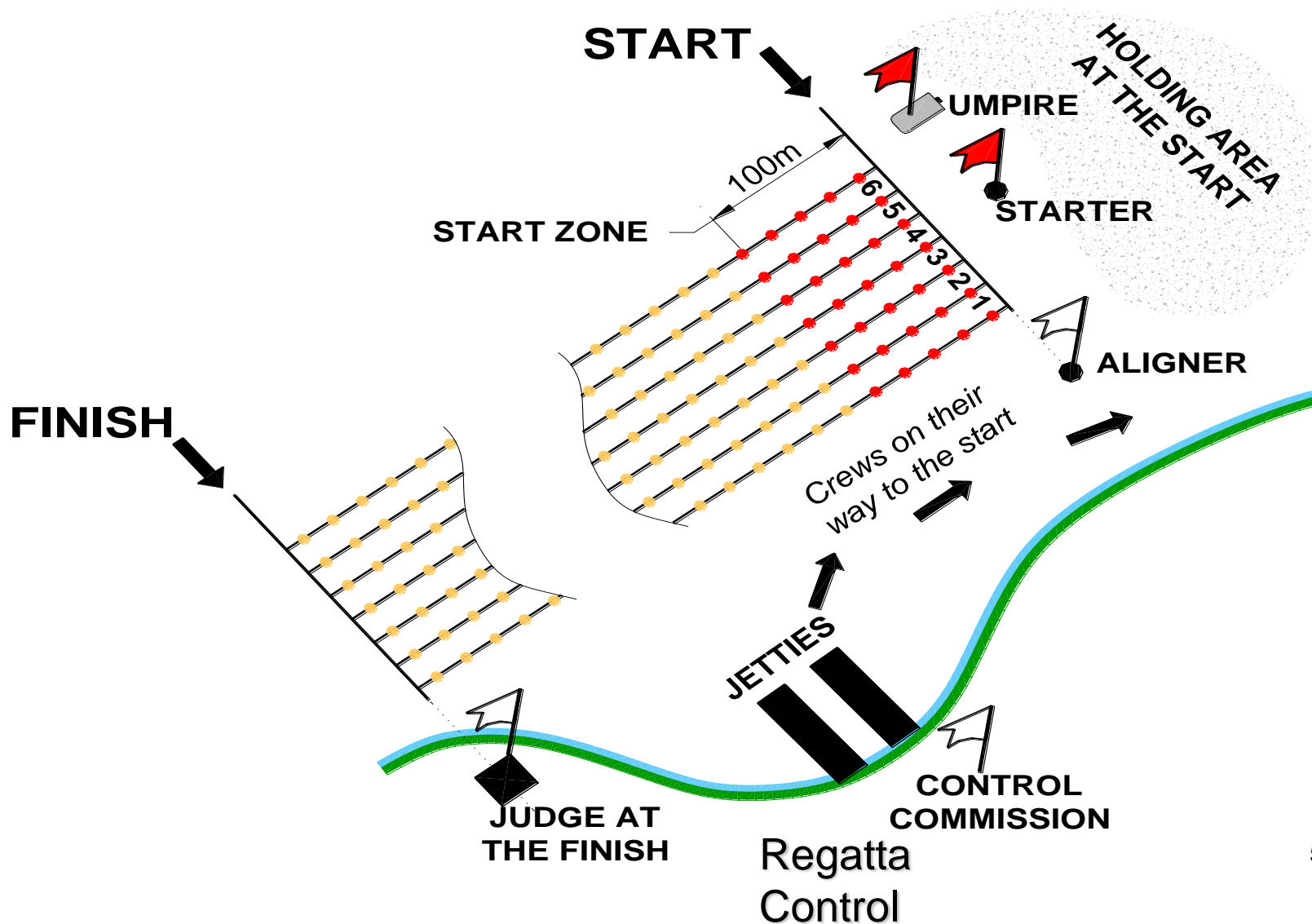
# Starter- Gaborone



# Rio 2016




# Duties of officials - Starter





# Starter

- Announce race and marshal crews
- Call crews - club, stroke and lane number
- Hand over to Judge at Start / Aligner
- When aligned, start race:



# Umpire - Amsterdam





# Umpire - Roodeplaat





# Umpire - Roodeplaat

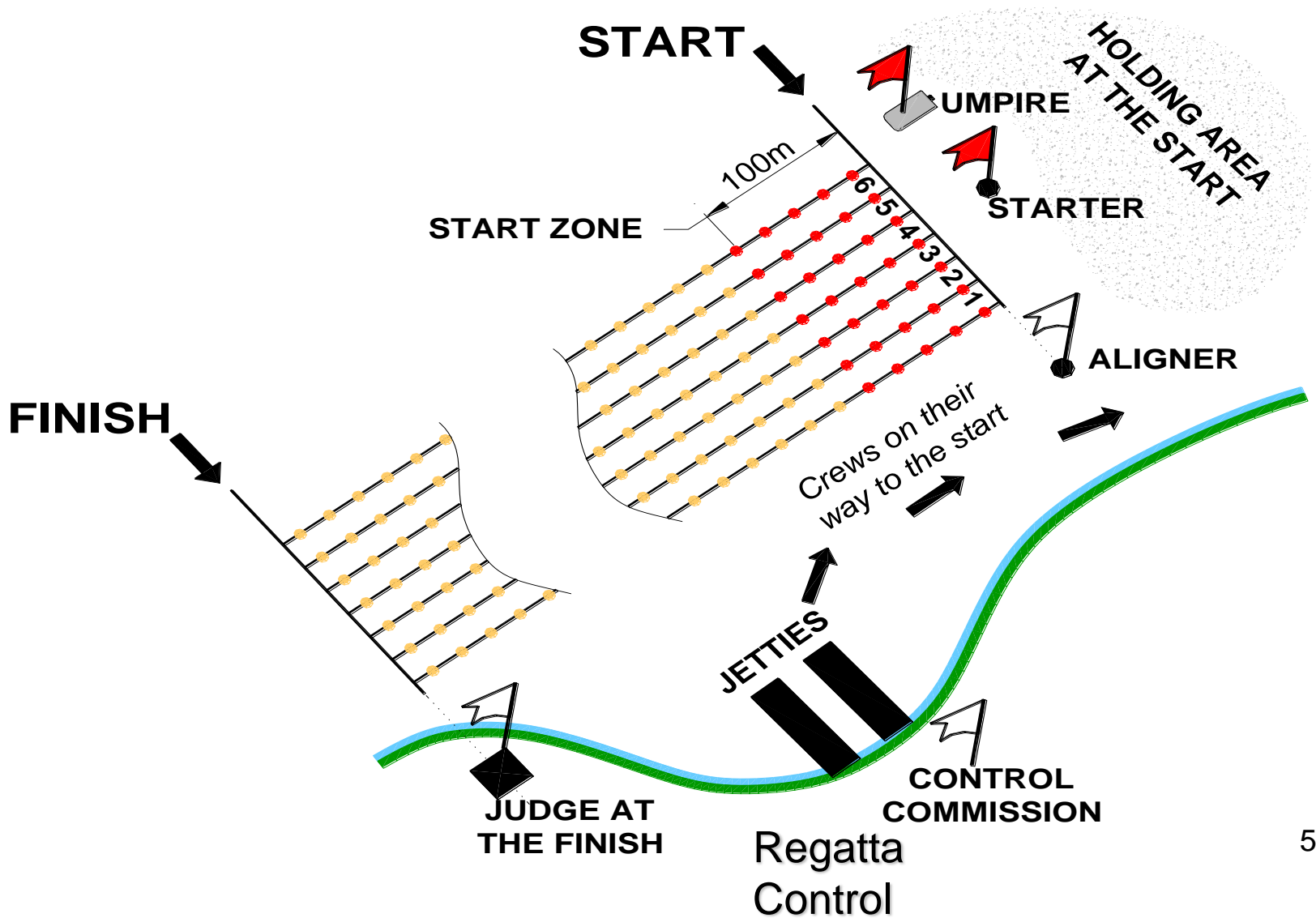


# Umpire - Roodeplaat





# Duties of Officials - Umpire



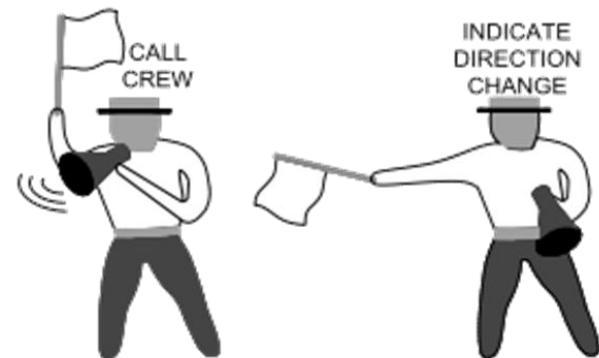
# Umpire



- Start and Umpire duties may be combined
- Responsible for the conduct of the race once the Starter has started the race
- Understand the traffic rules and local rules as published in the regatta notice and displayed at the venue
- Check all equipment supplied and review radio protocol
- **GOLDEN RULE:**
  - (1) *Rower's Safety is your MAIN Concern*
  - (2) *Each competitor must be afforded an equal chance of winning*

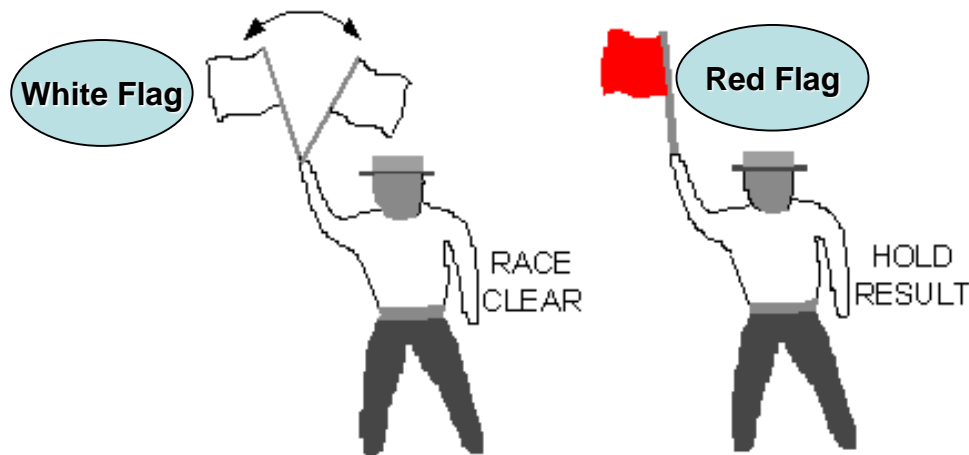
# Umpire 2

- Call crews from holding area and assign lanes according to the regatta program
- After Command “Go” – ensure that white flag is used unless race is to be stopped
- Immediately follow crews in the middle of the course
- Instruct pilot on boat positioning
- Keep all crews from clear from wake even laggards
- Crews are allowed to leave their lanes as long as this does not interfere with other boats



# Umpire at Finish

- Wait 10 to 15 seconds to determine if objection is raised
  - Ascertain the reason for the objection
  - Uphold or overrule
  - Advise crew of decision
  - Consult with relevant officials should that be required
  - Advise regatta control on the decision





# Pilot

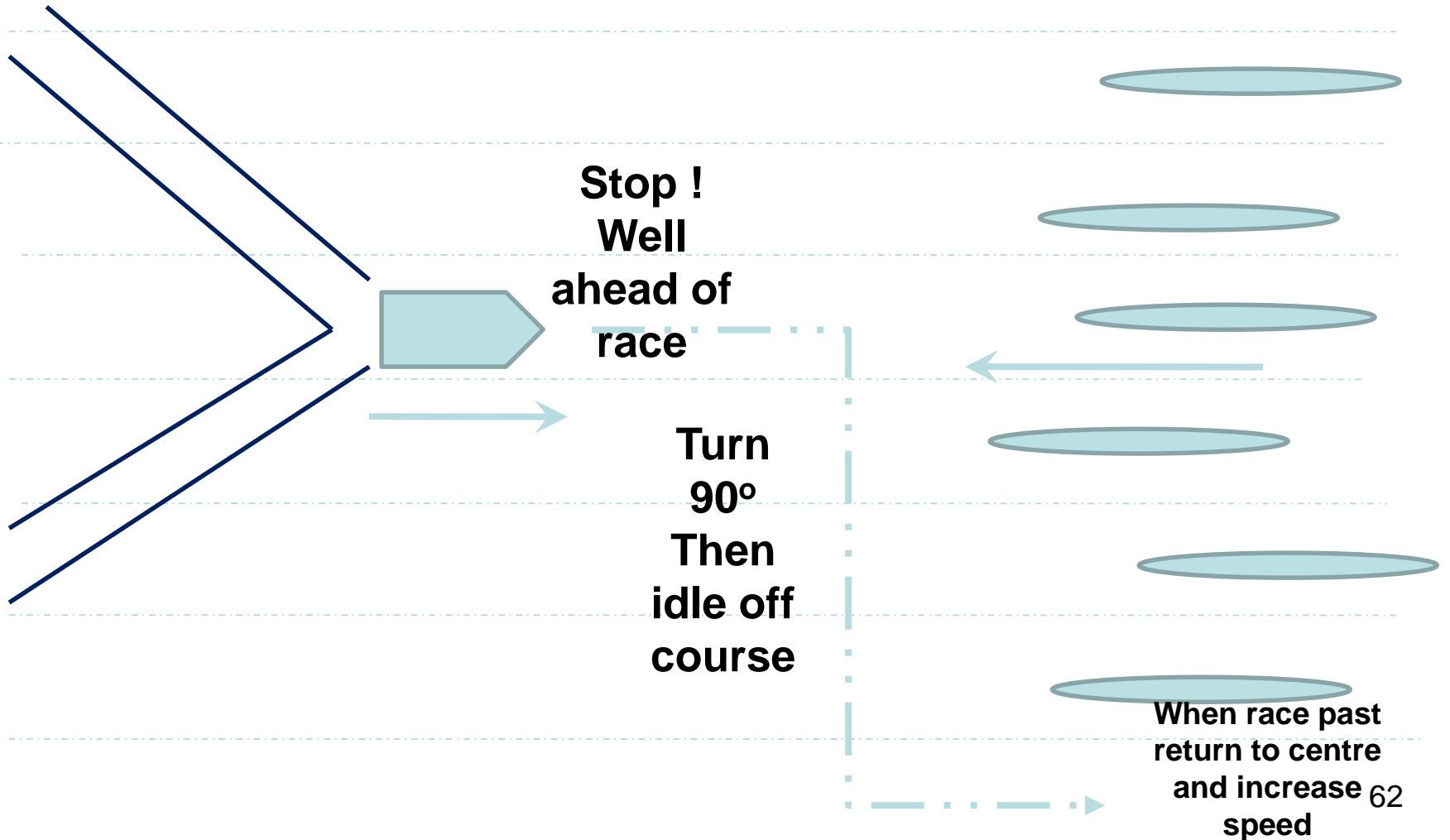
- Need to be early to get boat on water
- Ensure safety equipment is on board
  - 2 life jackets, paddle, bailer or pump
- Umpire's second pair of eyes
- Take a backup time if possible (especially for heats)
- Be careful of wake
  - Go up course at full speed
  - Complete stop 300 to 500m ahead of oncoming race
  - Idle slowly off course and wait for race to pass



# Basic Boat Piloting Skills

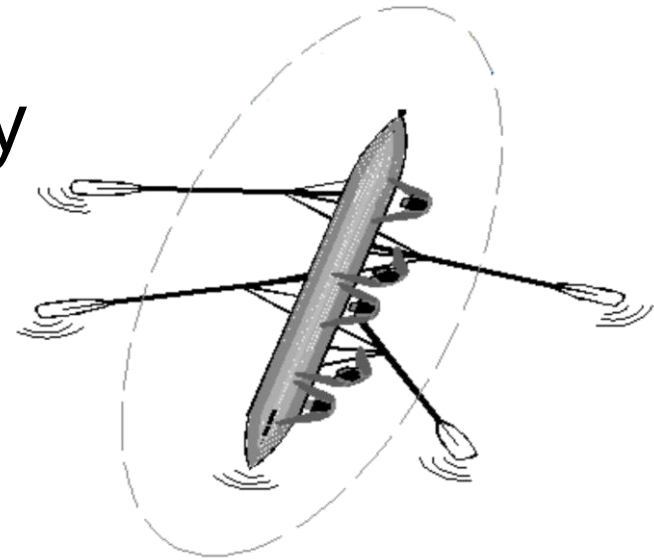
On the Water in General and in a Regatta

“How to approach an oncoming race”



# Capsized rowing boat

- Count the heads! Ensure all rowers are OK
- Abandon your race
- Notify rescue
- Attend to rescue if necessary
- Approach carefully
- Disengage propeller
- Dive in if necessary
- Use umpire's boat to stabilise rowing boat while crew gets in



# Judge at the finish Amsterdam





# Finish tower - Amsterdam





# Judge at the Finish Gaborone

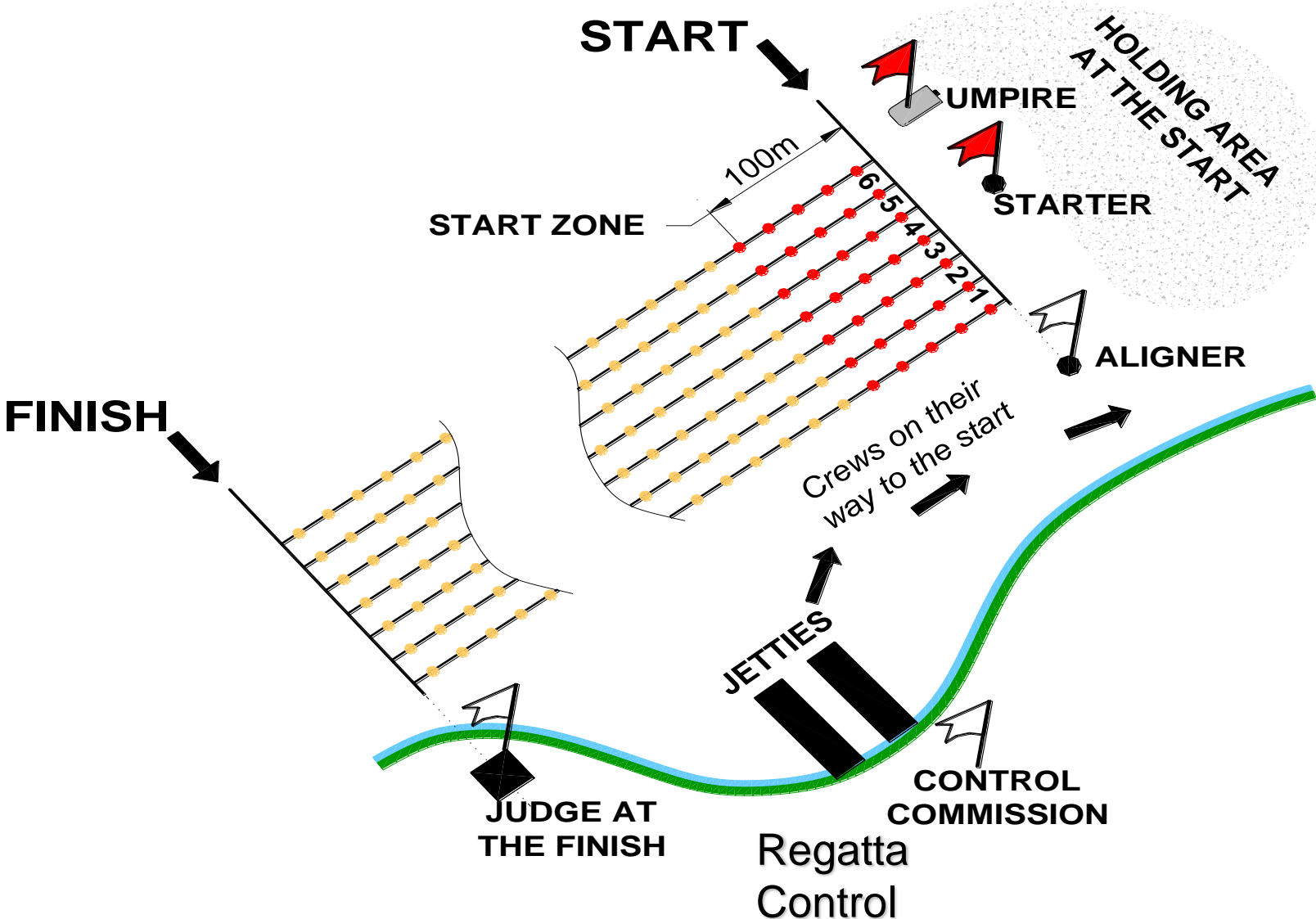




# Roodeplaat finish



# Duties of Officials - Finish






# Judge at the Finish/Timekeepers

- Primary role to Record finishing order of crews and record time for each crew
  - “Hoot” when crew crosses line
  - Note and record lane number
  - Acknowledge Umpire’s clearing of race (2 Hoots or White flag)
  - Hold results if Umpire does not clear race
  - Sign result sheets



# Photo finish



WCH 2010 Karapiro, NZ: LM4- FA: GBR AUS CHN GER NED ITA

# M1x Final A – Rio 2016



5/1000ths second (0.005s)

# Rowing Electronic timing Introduction

October 2016



# What is Electronic timing?

- Recording and publishing of Timing Results
- Electronic Timing made up of two systems
  - Can be run independently or be fully integrated
- **Regatta Master**
  - Integrated multi-user Windows app to manage all aspects from registration to results
- **Finish Lynx**
  - Automatic timing system captures professional photo-finish result images that exceed all FISA, ICF, and ACRA standards
  - Captures up to 10,000 frames/second and is accurate to ***1/1000th of a second***

# Regatta Master – How does it work

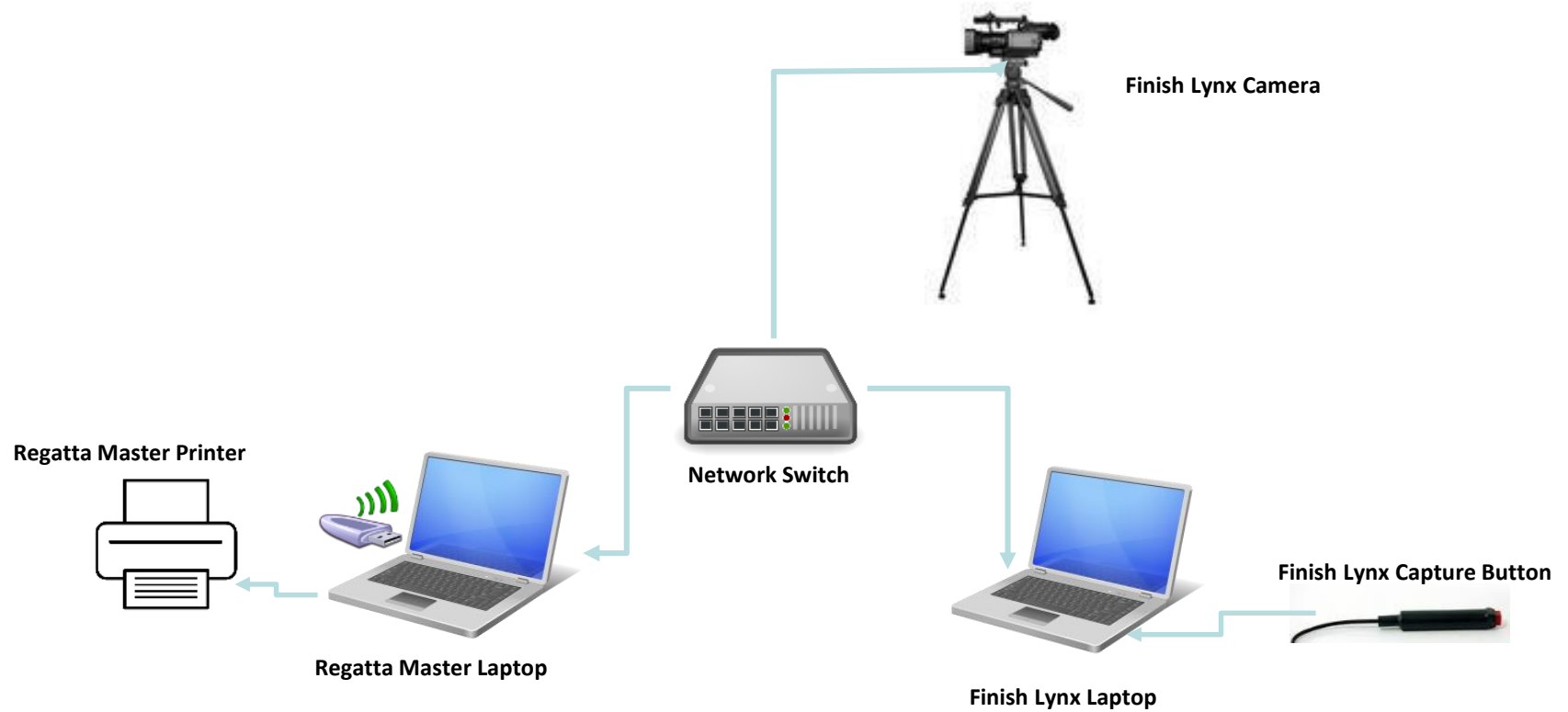
- Information is entered by the coaches into a system that is hosted on the website [www.regatta.co.za](http://www.regatta.co.za)
- Once entries to a Regatta have been closed the information is then extracted and imported into Regatta Master
- All changes and results during a Regatta are entered into Regatta Master
- All progressions and Master handicap calculations are processed through Regatta Master
- All results are published to the [www.regattaresults.co.za](http://www.regattaresults.co.za) site using Regatta Master
- Regatta master integrates into the following packages:
  - Finish Lynx (Photo-finish)
  - C2K Ergo software

# How does Finish Lynx work?

- A start signal is relayed to FinishLynx from the an official at the Aligner station for accurate fully automatic timing and results
- Camera aimed at the Finish Line captures 1 000 frames per second for accurate, time stamped result images
- Timing Software captures photo-finish results



# Integration of Regatta Master & Finish Lynx





# Timing tower at Roodeplaats



# Lynx camera at Roodeplaat





# Image from Buffalo 2016

FinishLynx - [17\_10 117 - JW1ST 4X (40-1-Final)]

File Edit Event Image Results Scoreboard LapTime Window Help

(no starts) (no capturable events) 0.0

Event	Event #	Roun	Heat
17:10 117 - JW1ST 4X	40	1	Final

Place	Lane	Last Name	Affiliation	Time	Delta Time
1	3	1-Protopoulos	St Marys School Waverley	1:59.42	1:59.42
2	4	1-Grose	St Andrews Girls School	2:01.93	2.51
3	2	1-Venske	Holy Rosary School	2:02.08	0.15
4	6	2-Griffin-Ellis	St Andrews Girls School	2:07.51	5.43
5	5	2-Kan	Holy Rosary School	2:13.82	6.31
6	1	2-Heyneke	St Marys School Waverley	2:16.81	2.99

Start 17:19:27.26  
Wind Manual (0.0,10.0)  
LapTime 0 1  
Finish  
Camera 1 300 500 Zoom 100% 71 Right  
Results

1:59.42 Camera 1

Camera 1 1%

# Electronic Timing during the season

## Currently:

- Regatta Master is run at every Regatta
- Regatta Master and Finish Lynx have only been run at National Regattas

## Moving forward:

- Regatta Master team
  - Train enough officials to spread the load over the season
- Finish Lynx Team
  - Train enough officials to be able to run at every Regatta



# Next Step

- What is Required
  - Signup as a trainee official
  - Familiarise yourself with the rules of racing
- How do I get involved
  - Attend a hands on Regatta master training session
  - Visit the Timing tower at a Regatta

# Q & A

Contact details:

Lynn Murray

083 629 1768

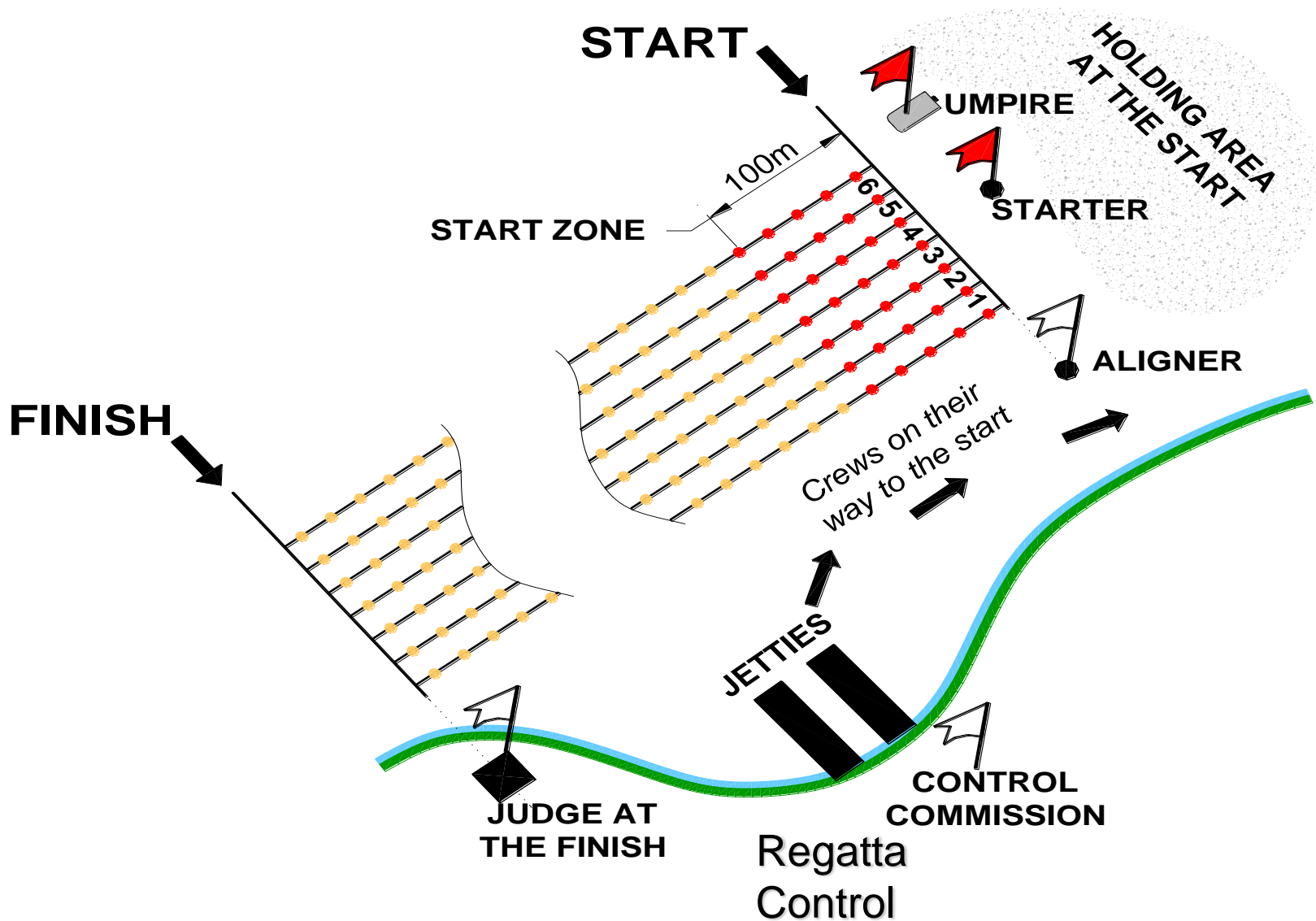
[ismurray09@gmail.com](mailto:ismurray09@gmail.com)

Clive Murray

082 850 8469

[ingwelala63@gmail.com](mailto:ingwelala63@gmail.com)

# Duties – President of the Jury



# President of the Jury

- Primary Responsibility to coordinate smooth running of the regatta
  - Allocate revised start times
  - Authorise “Holding” of Races
  - Monitor On Land and Water Rescue/Medical services
  - Monitor weather conditions –lightning detector
  - Convene Jury meetings in case of a Protest
  - Participate in Fairness Committee



# President of the Jury 2

- Prepare Regatta Report
  - Regatta Master Sheet
    - Crew changes
    - Start times
    - All sanctions (Yellow cards, exclusions etc)
  - Record incidents, Objections, Protests and Appeals

# Objection at end of race

- Raised hand to indicate to umpire
- Hand should be kept up until noticed
- The umpire will make a decision on the water and communicate with PoJ



# Protest



- A written protest may be submitted if:
  - An objection has been rejected
  - A crew is affected by the umpires decision
  - Disputing published results
- Must be done within one hour of completion of race, the decision or the publishing of results
- President of the Jury will convene the jury to hear protest

# Appeal

- A written appeal must be made directly after the jury's decision has been made
- The Controlling Authority of the regatta will hear the appeal
- The decisions made will be final






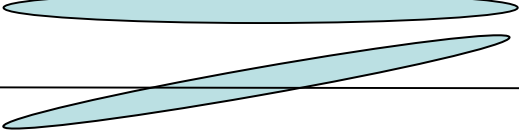

# Penalties



- Warning (yellow card)
  - Will still apply if race is re-rowed
  - Violation of traffic rules, late at start, dress code
- Exclusion (red card) - removed from event
  - Late at start, two yellow cards, clashes during race
- Disqualification - removal of crew from all events
  - Flagrant or intentional violation of rules
  - False declaration of name, classification or club membership
- Relegation to last place
  - Underweight boat

# Analysis of an incident

- Has a crew been disadvantaged?
  - No → regular race
- Has the disadvantage affected the ranking of the obstructed crew?
  - No → confirm the result
- Exclude the offending crew - Does this exclusion restore chances of obstructed crew?
  - Yes → confirm the result
- Re-row those crews whose ranking has been affected

<b>FRA</b>	
<b>GBR</b>	
<b>CAN</b>	
<b>SUI</b>	

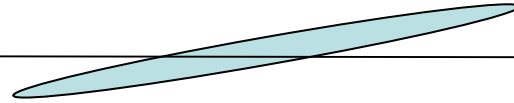
GBR has objected. What is done if results in finals are:

- GBR CAN SUI FRA
- CAN GBR SUI FRA
- SUI GBR CAN FRA
- SUI FRA GBR CAN

FRA



GBR



CAN

SUI



What is done if results in finals are:

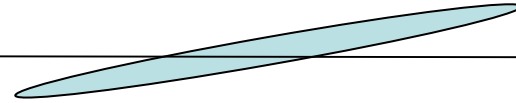
- GBR CAN SUI FRA – Leave as is
- CAN GBR SUI FRA
- SUI GBR CAN FRA
- SUI FRA GBR CAN



FRA



GBR



CAN

SUI






What is done if results in finals are:

- GBR CAN SUI FRA – Leave as is
- CAN GBR SUI FRA – Exclude CAN
- SUI GBR CAN FRA
- SUI FRA GBR CAN

<b>FRA</b>		
<b>GBR</b>	 	
<b>CAN</b>		
<b>SUI</b>		

What is done if results in finals are:

- GBR CAN SUI FRA – Leave as is
- CAN GBR SUI FRA – Exclude CAN
- SUI GBR CAN FRA – Exclude CAN, re-row SUI, GBR
- SUI FRA GBR CAN

<b>FRA</b>	
<b>GBR</b>	
<b>CAN</b>	
<b>SUI</b>	

What is done if results in finals are:

- **GBR CAN SUI FRA** – Leave as is
- **CAN GBR SUI FRA** – Exclude CAN
- **SUI GBR CAN FRA** – Exclude CAN, re-row SUI, GBR
- **SUI FRA GBR CAN** – Exclude CAN, re-row SUI, GBR and FRA

# Radio Protocol

- Use only when necessary
  - Identify who you are calling then identify yourself  
eg: *President of the Jury, Umpire ABC* reply is – *President Go*
  - Listen before you speak - Wait until previous call has ended before you call your station
  - Press the PTT button and wait half a second before speaking
  - Keep it short and simple – speak slowly and precisely  
avoid getting excited - you become unintelligible
  - Stay off the air during emergencies
  - Channel 1 and 3 old radios, 1 and 2 on new radios
- **Don'ts**
- Critique officials over the radio
  - Don't engage in unnecessary chatter





# Duties

- Two shifts – morning and afternoon
- Report to PoJ when you arrive
- 45 to 60 minutes before first race
- Check out with PoJ when you leave
- Each shift is about 30 officials:

## JURY AND OFFICIAL'S ASSIGNMENTS.

## Draft Duty List

## Roodeplaat

Day and Date :

SATURDAY 11th April 2015

Regatta Time :	From		To	
	08h00		17h00	
Duty Time :	From	To	From	To
	08h00	12h30	12h30	17h00
Meeting time : Before Regatta	07h00 at Regatta Control			
Meeting time : After Regatta				
Judge at the Start/Aligner 1000m	James Fussell	Erica Bruce	Ian MacFarlane	James Bruce
Judge at the Start/Aligner 2000m	Selwyn Jackson	David Neuhaus	Kevin McNeice	James Buchanan
Go to person for Boats				
Umpire 1 / Pilot 1	Ian MacFarlane	James Bruce	James Fussell	Erica Bruce
Umpire 2 / Pilot 2	Allison Mulder	Mark T-Walters	Allison Mulder	Mark T-Walters
Umpire 3 / Pilot 3	Kyle Hanck	Philip Muller	Kyle Hanck	Philip Muller
Umpire4 / Pilot 4	Kevin McNeice	Michael Arendsen	Selwyn Jackson	David Neuhaus
Umpire5 / Pilot 5				
Marshall 1000m				
Marshall 2000m				
Judge at the Finish	Carol Bignaut		Carol Bignaut	
Finish 1	Michael Christophers		Michael Christophers	
Finish 2	Doug Troughton		Doug Troughton	
Finish 3	Crystal Odendaal		Crystal Odendaal	
Finish 4	Esme Nel		Mark Kelly	
Finish 5 / Scribe	Melody Chinnapen		Melody Chinnapen	
Regatta Master	Barbara Hancock		Barbara Hancock	
Computer Time Allocations	Lynn Murray		Lynn Murray	
Computer Timing & Camera	Clive Murray		Clive Murray	
Judge at the Control Commission	Bob Scholes		Bob Scholes	
Control Commission Administrator	Jean Thatcher		Jean Thatcher	
Control Commission 2	Anita Arendsen		Eugenie Protopappas	
Control Commission 3	Anna Etter		Gavin Cronje	
Control Commission 4	Caryne Lodge		Caryne Lodge	
Control Commission 5/ Cox & Boat Weighing	Gavin Cronje			
President of the Jury	Craig Leveux		Craig Leveux	
Safety Officer	Peter Heidstra		Peter Heidstra	
Regatta Liaison	Dane Cherry		Dane Cherry	

# What to bring

- Clip board – elastic bands, plastic cover
- Pen, pencil
- Binoculars
- Sun cream
- Pale blue or white shirt, navy or beige pants or skirt
- Hat
- Rules of racing
- Tools - 10 and 13 mm spanners
- ID card

**Don't forget ...**

**Please help with equipment  
before and after regattas**





**Always approach the slipway slowly and with caution and preferably in Reverse!**



# Have Fun



# Questions?

## Thank you for attending

ROWING SOUTH AFRICA

